

IRON BALTIC


MID-MOUNT ADAPTER

LONCIN / GOES


XWOLF 700

Code 03.14100

Version 15112023



DOWNLOAD MULTILINGUAL
USER MANUAL



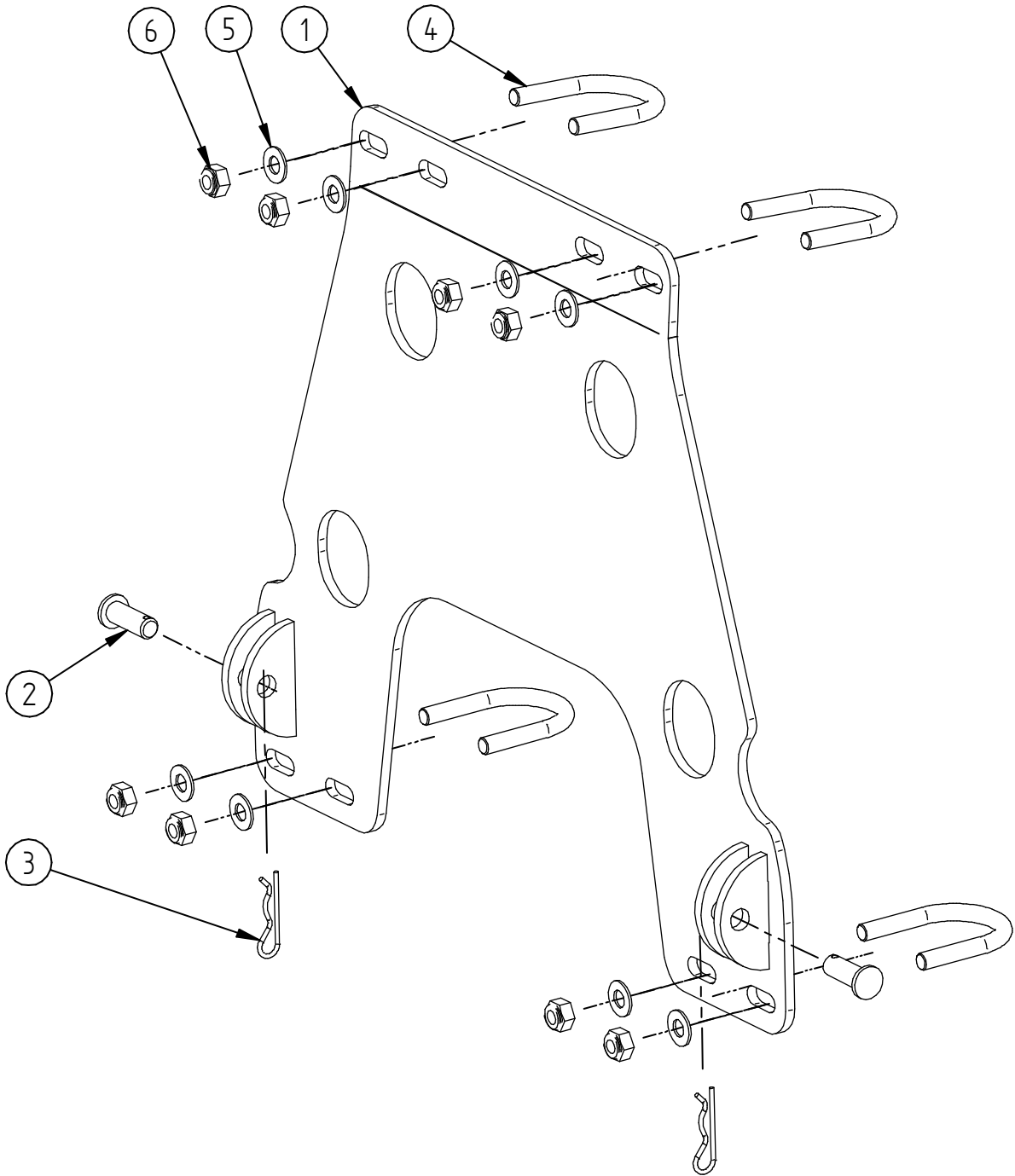
code.ironbaltic.com/u/cJ7cxGyg

Keep this manual for future reference!

If you need any spare parts, please send this packaging data to your local dealer or to Iron Baltic
sales@ironbaltic.com

SPECIFICATION




Pos.	Description	Code	Amount
1	Adapter	03.14101K	1
2	Pin 10 x 30 DIN1444	14.003	2
3	Cotter pin 2 mm DIN11024	OT.07.01.010	2
4	U-Bolt M8 x 38	OT.05.01.030	4
5	Washer M8/20 SFS3738	OT.04.03.030	8
6	Nyloc nut M8 DIN985	OT.03.02.040	8



FITTING INSTRUCTIONS


Step 1

Remove original plastic protectors or drill holes to mounting points for U-bolts. If using adapter with Iron Baltic skid plate, then remove middle protection.





Step 2

Install lower U-bolts (Pos. 4). Remove plates shown in the picture.



Step 3

If using adapter with Iron Baltic skid plate, reinstall middle protection. Then install adapter and upper U-bolts (Pos. 4). For fastening use M8 washers (Pos. 5) and M8 nyloc nuts (Pos. 6).



IRON BALTIC

IRON BALTIC OÜ
Joa tee 17
Vääna 76903
Estonia / Europe

+372 6 533 711
sales@ironbaltic.com

www.ironbaltic.com
www.facebook.com/ironbaltic
www.youtube.com/user/ironbalticLtd

