




FRONT MOUNT ADAPTER

POLARIS

Ranger 570 SP Nordic Pro (2022-...)

Code 03.13800

Version 15112023

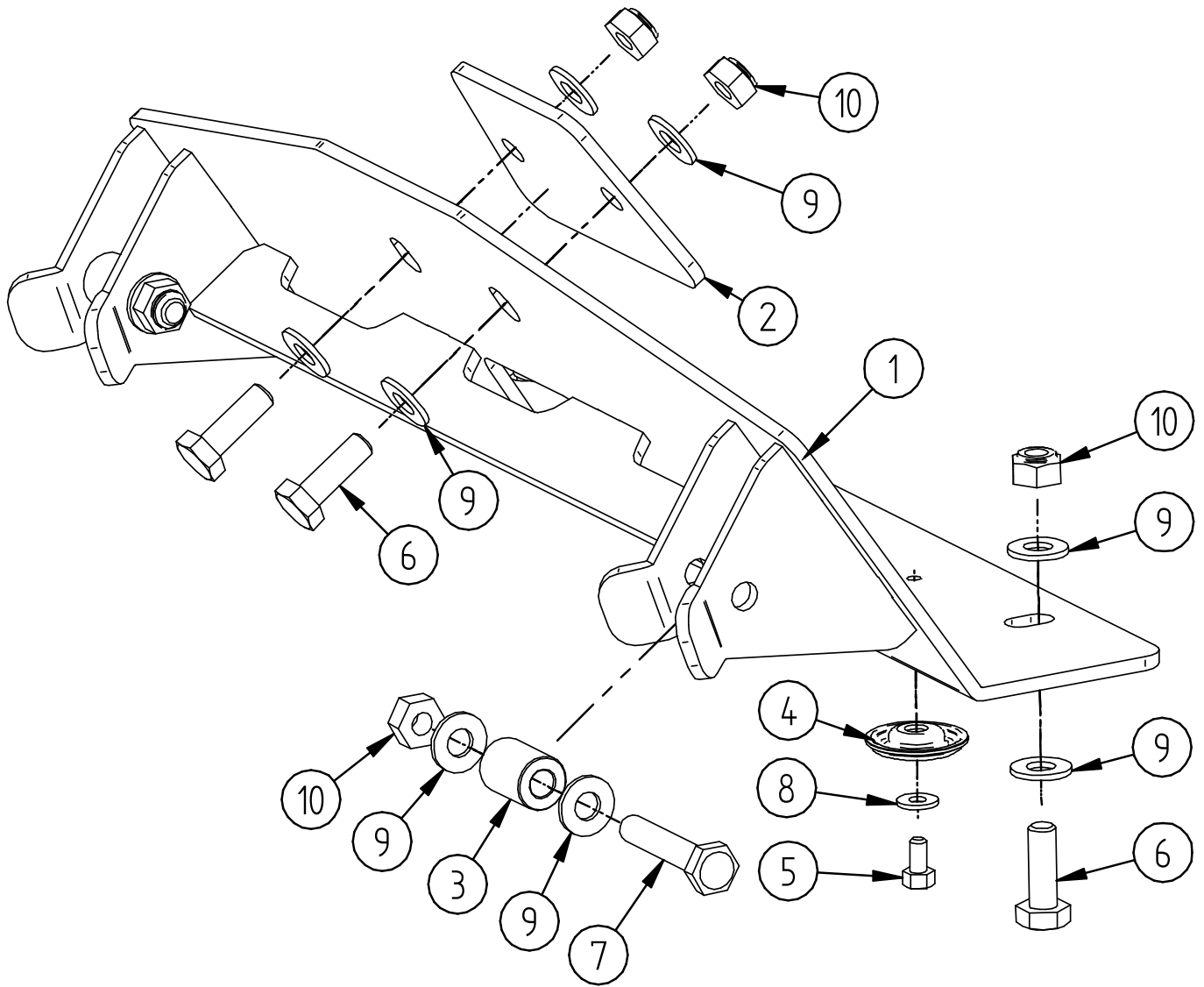


Keep this manual for future reference!

If you need any spare parts, please send this packaging data to your local dealer or to Iron Baltic
sales@ironbaltic.com

SPECIFICATION

Pos.	Description	Code	Amount
1	Adapter	03.13801K	1
2	Installation plate	03.13805	1
3	Bush	03.10605	2
4	Dished washer	14.503	2
5	Bolt M6x16 DIN933	OT.02.02.050	2
6	Bolt M10x30 DIN933	OT.02.02.320	4
7	Bolt M10x55 DIN933	OT.02.02.342	2
8	Washer \varnothing 6/15 SFS3738	OT.04.03.020	2
9	Washer M10 DIN125	OT.04.01.040	12
10	Nut M10 Nyloc DIN985	OT.03.02.050	6



FITTING INSTRUCTIONS

Step 1

Install bushes 03.10605 to the adapter.




Step 2

Install adapter.



Step 3

If you are using IronBaltic skid plate, then secure the front part with Pos.5 bolts. Push the front part against the adapter to install bolts!



IRON BALTIC

IRON BALTIC OÜ
Joa tee 17
Vääna 76903
Estonia / Europe

+372 6 533 711
sales@ironbaltic.com

www.ironbaltic.com
www.facebook.com/ironbaltic
www.youtube.com/user/ironbalticLtd

