DOWNLOAD MULTILINGUAL USER MANUAL

code.ironbaltic.com/u/fugDKXRy

PLASTIK PÕHJAKAITSE

CECTEK

500 Gladiator

Kood 02.4700

Versioon 22102023

Hoidke käesolev juhend alles edaspidiseks kasutamiseks!

Varuosade soovi korral esitage käesoleva lehe koopia või ülal märgitud andmed sõiduki margi, mudeli ja toote seerianumbrite kohta toote müüjale või tootjale aadressile sales@ironbaltic.com

SPETSIFIKATSIOON

Pos.	Nimetus	Kood	Kogus
1	Põhjakaitse	02.4701K	1
2	Põhjakaitse esiosa	02.4702K	1
3	Põhjakaitse tagaosa	02.4703	1
4	Vasakpoolne tagaõõtsa kaitse	02.4704	1
5	Parempoolne tagaõõtsa kaitse	02.4705	1
6	Parempoolne esiõõtsa kaitse	02.9003	1
7	Vasakpoolne esiõõtsa kaitse	02.9004	1
8	Plaat	02.5006	5
9	Kronstein	02.2209	2
10	Klamber M6	02.813	2
11	Tagaõõtsa klamber	02.4011	2
12	Polt M6x20 DIN 7991	OT.02.04.030	18
13	Polt M6x25 DIN 7991	OT.02.04.040	8
14	Polt M6x60 DIN 7991	OT.02.04.090	6
15	Polt M8x20 DIN 7991	OT.02.04.150	4
16	Polt M8x25 DIN 7991	OT.02.04.160	2
17	Koonusseib Ø6	14.502	32
18	Koonusseib Ø8	14.501	6

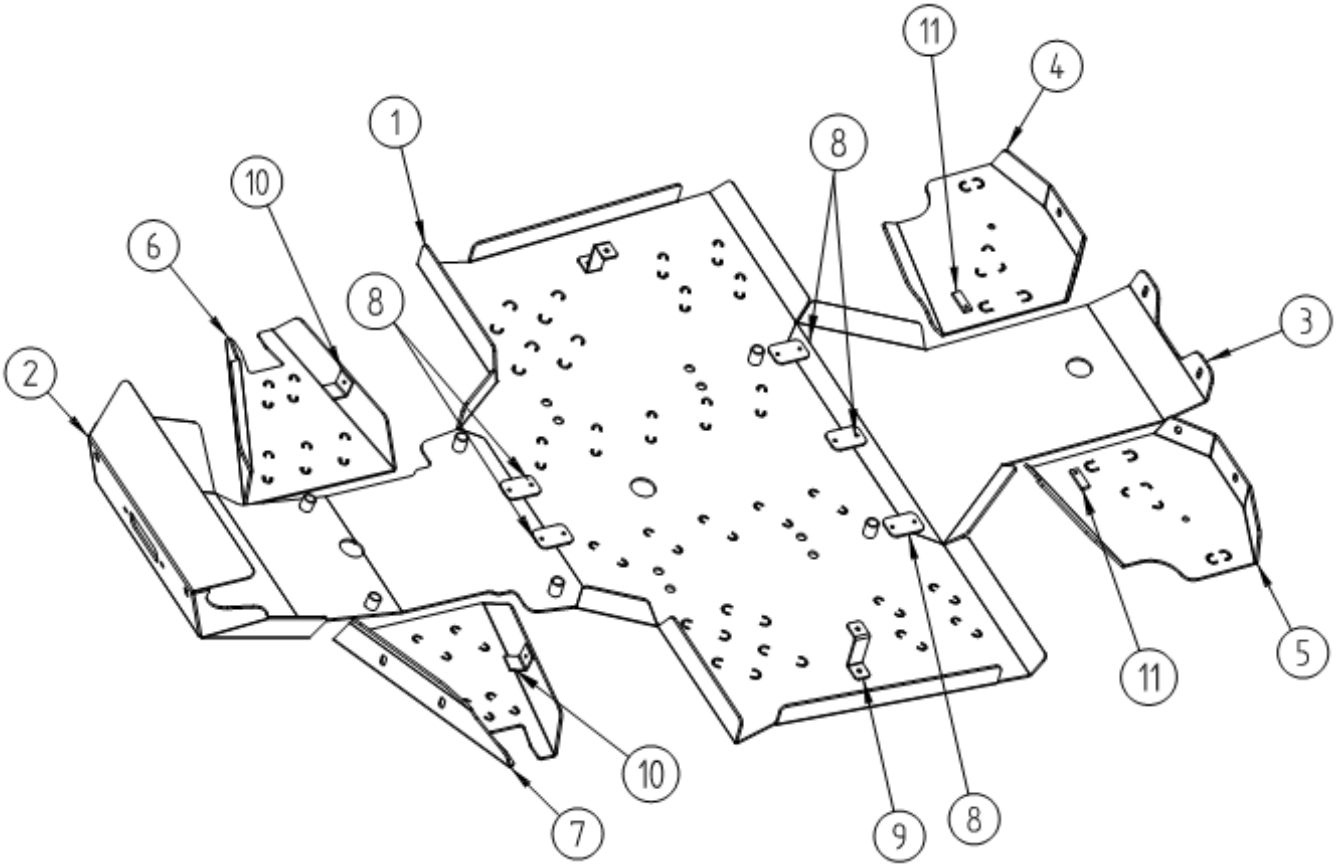
1
2
3
4
5
6
7
8
8
8
9
10
10
11
11

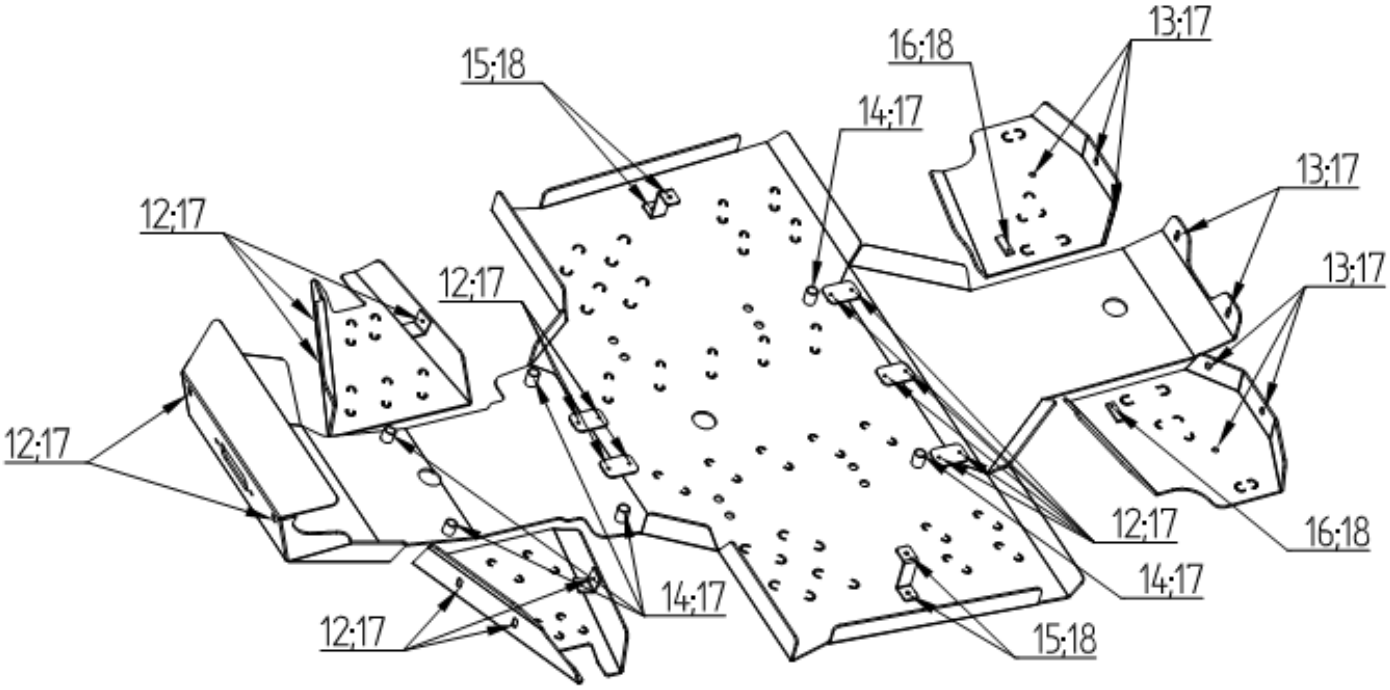
15;18
16;18
13;17
14;17
13;17
12;17
12;17
13;17
12;17
12;17
16;18
14;17
14;17
12;17
15;18

PAIGALDUSJUHEND

Samm 1 Eemalda originaal plastikkaitsmed.



Samm 2 Paigalda kronsteinid 02.2209 (ei ole pildil kujutatud), kasuta polte M8x20.

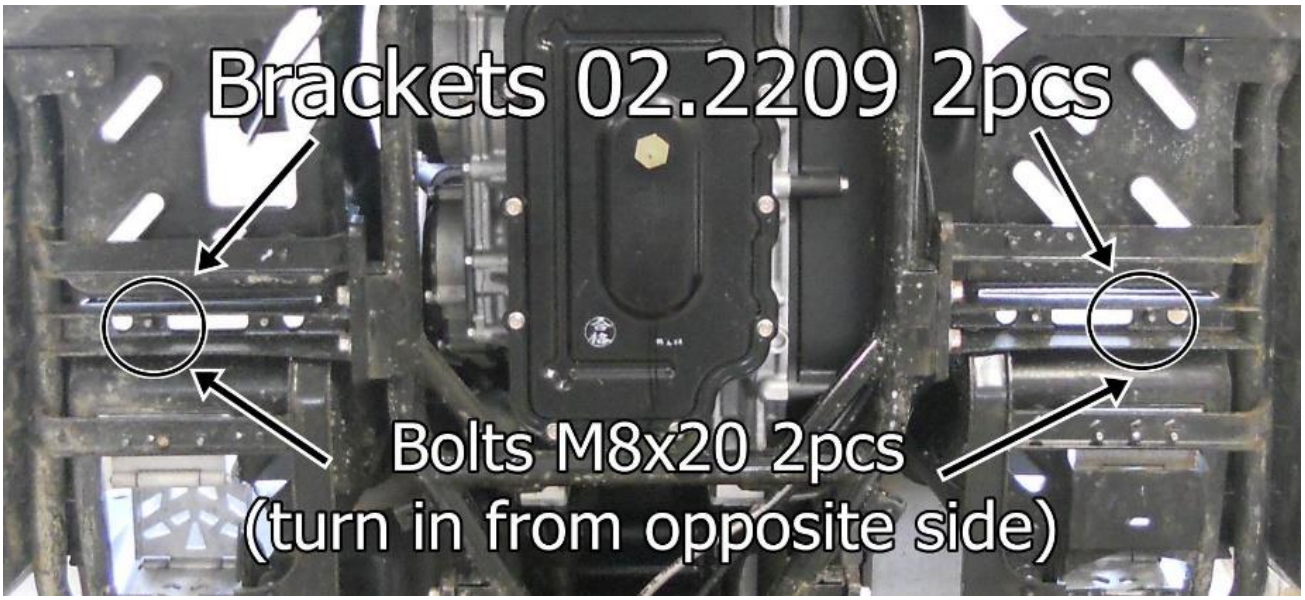

Samm 3 Paigalda põhjakaitse 02.4701K, kasuta polte M6x60 ja M8x20.



Samm 4 Paigalda põhjakaitsmele plaadid 02.5006, kasuta polte M6x20.



Samm 5 Paigalda esiosa, kasuta polte M6x20 ja M6x60.



Samm 6 Paigalda tagaosa, kasuta polte M6x20 ja M6x25.



Samm 7 Paigalda esiõõtsa kaitsmed, kasuta klambreid 02.813 ja polte M6x20.

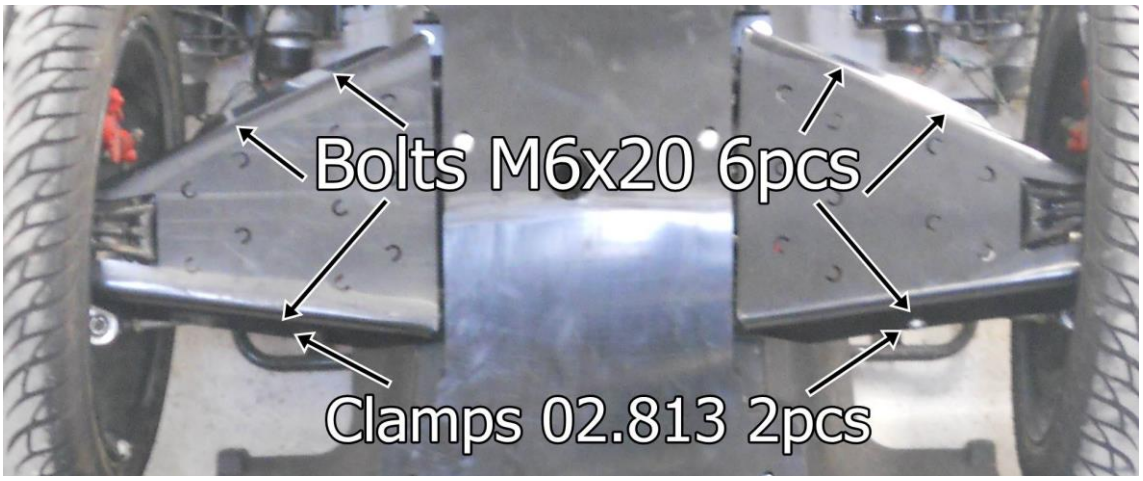

Samm 8 Paigalda tagaõõtsa kaitsmed, kasuta klambreid 02.4011, polte M6x25 ja M8x25.

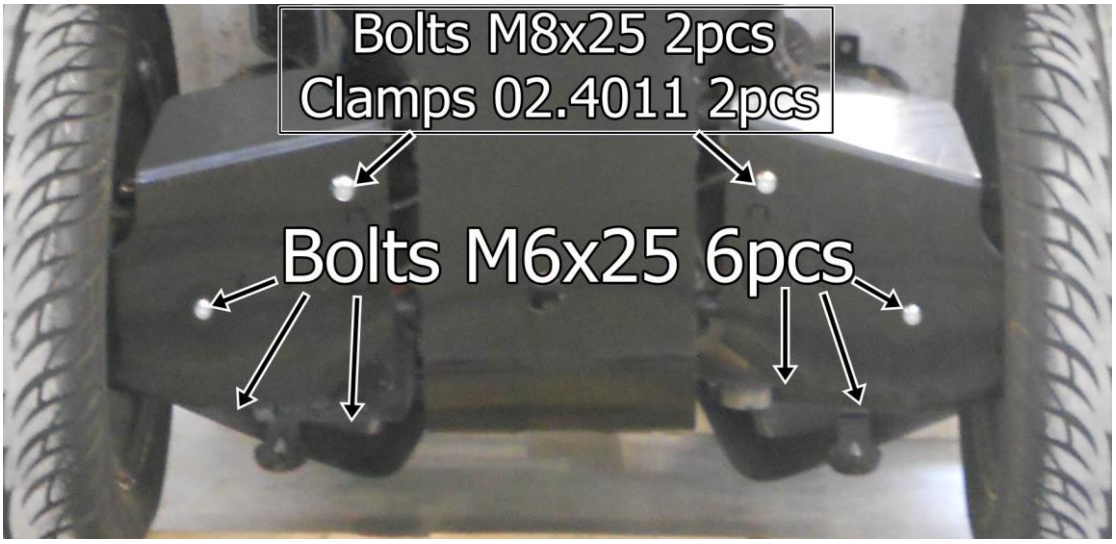



IRON BALTIC OÜ
Joa tee 17
Vääna 76903
Estonia / Europe

+372 6 533 711
sales@ironbaltic.com

www.ironbaltic.com
www.facebook.com/ironbaltic
www.youtube.com/user/ironbalticltd